

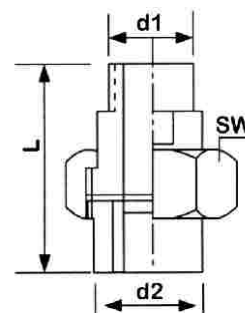
Złączki gwintowane

311 AS

Śrubunek króćce płaskie gwint zewnętrzny / spaw.



NW	d1	d2	L	SW
8	13,5 mm	1/4"	53 mm	35 mm
10	17,2 mm	3/8"	54 mm	38 mm
15	21,3 mm	1/2"	57 mm	42 mm
20	26,9 mm	3/4"	64 mm	49 mm
25	33,7 mm	1"	69 mm	60 mm
32	42,4 mm	1 1/4"	77 mm	70 mm
40	48,3 mm	1 1/2"	88 mm	77 mm
50	60,3 mm	2"	93 mm	91 mm
65	76,1 mm	2 1/2"	110 mm	109 mm
80	88,9 mm	3"	125 mm	125 mm

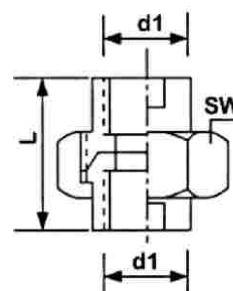


312

Śrubunek króćce stożkowe gwint wewnętrzny



NW	d1	L	SW
6	1/8"	33 mm	31 mm
8	1/4"	33 mm	31 mm
10	3/8"	38 mm	41 mm
15	1/2"	42 mm	42 mm
20	3/4"	48 mm	49 mm
25	1"	58 mm	59 mm
32	1 1/4"	60 mm	69 mm
40	1 1/2"	64 mm	78 mm
50	2"	73 mm	92 mm
65	2 1/2"	83 mm	110 mm
80	3"	97 mm	125 mm

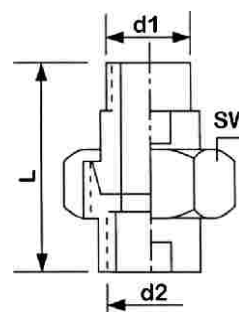


312 A

Śrubunek króćce stożkowe gwint wewnętrzny/zewn.



NW	d1 / d2	L	SW
8	1/4"	54 mm	35 mm
10	3/8"	57 mm	40 mm
15	1/2"	55 mm	42 mm
20	3/4"	62 mm	49 mm
25	1"	69 mm	60 mm
32	1 1/4"	78 mm	70 mm
40	1 1/2"	84 mm	76 mm
50	2"	89 mm	91 mm
65	2 1/2"	110 mm	110 mm
80	3"	125 mm	125 mm



312 S

Śrubunek króćce stożkowe do przyspawania



NW	d1	L	SW
6	10,2 mm	39 mm	35 mm
8	13,5 mm	39 mm	35 mm
10	17,2 mm	40 mm	38 mm
15	21,3 mm	41 mm	38 mm
20	26,9 mm	46 mm	49 mm
25	33,7 mm	49 mm	49 mm
32	42,4 mm	53 mm	60 mm
40	48,3 mm	71 mm	70 mm
50	60,3 mm	74 mm	75 mm
65	76,1 mm	85 mm	109 mm
80	88,9 mm	96 mm	125 mm

